

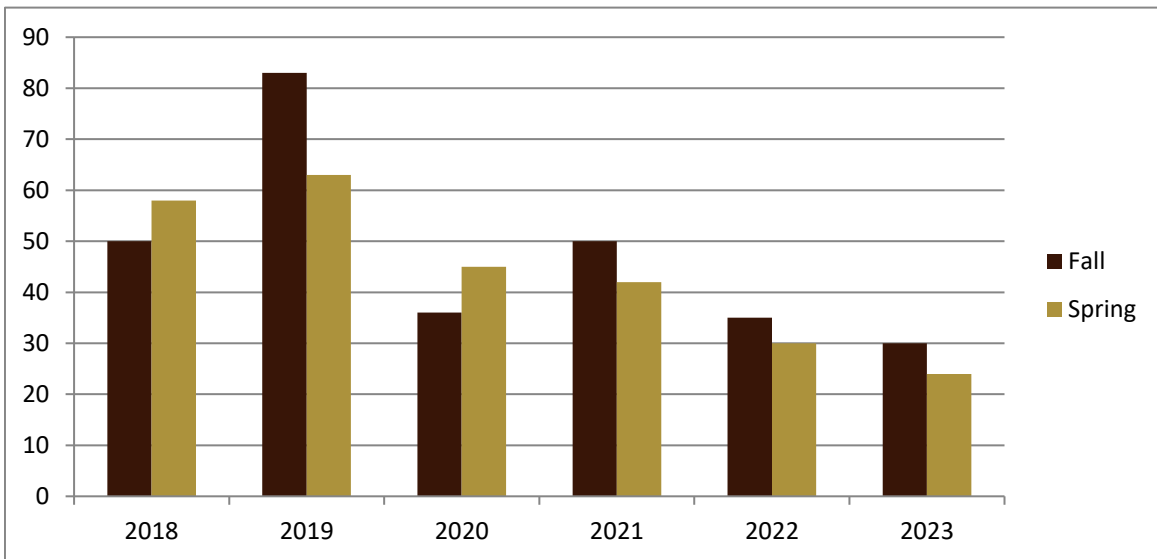
SMSU Agribusiness Management Program

Course Data

Academic Years 2018 to 2023



Enrolled by Term						
	2018	2019	2020	2021	2022	2023
Fall	50	83	36	50	35	30
Spring	58	63	45	42	30	24
Grand Total	108	146	81	92	65	54



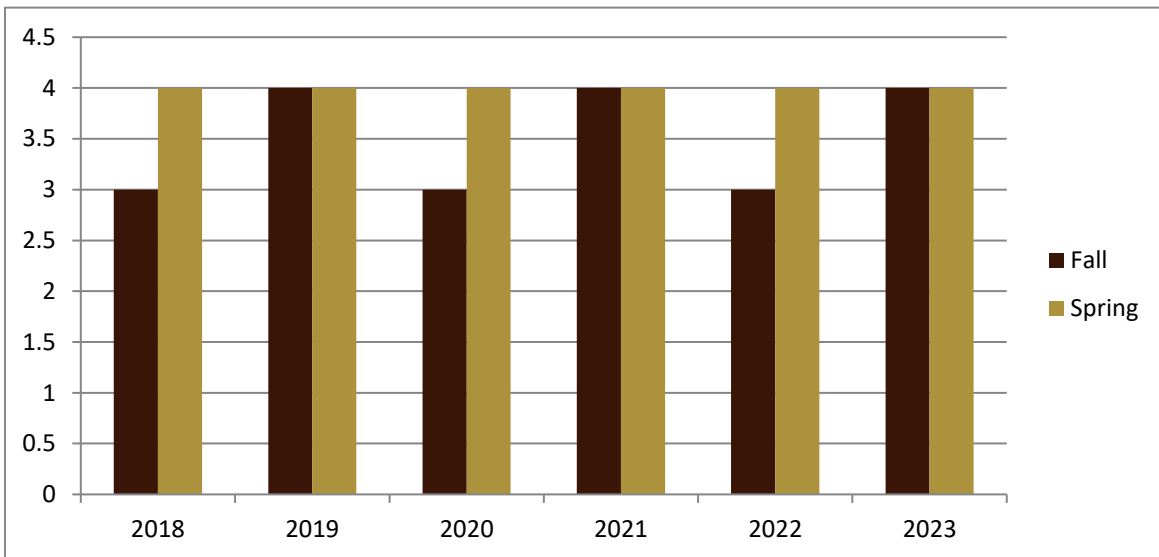
SMSU Agribusiness Management Program

Course Data

Academic Years 2018 to 2023



Courses by Term						
	2018	2019	2020	2021	2022	2023
Fall	3	4	3	4	3	4
Spring	4	4	4	4	4	4
Grand Total	7	8	7	8	7	8



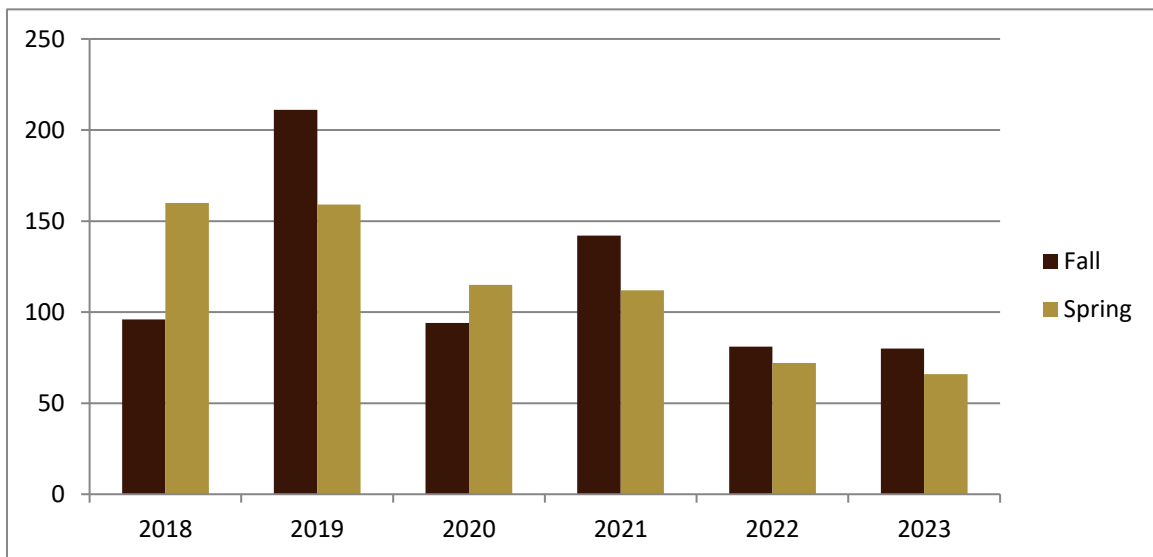
SMSU Agribusiness Management Program

Course Data

Academic Years 2018 to 2023



Credit Hours by Term						
	2018	2019	2020	2021	2022	2023
Fall	96	211	94	142	81	80
Spring	160	159	115	112	72	66
Grand Total	256	370	209	254	153	146



SMSU Agribusiness Management Program

Course Data

Academic Years 2018 to 2023



Credit Hours by Level						
	2018	2019	2020	2021	2022	2023
1-Lower 1	27	19	7	4	12	5
3-Upper 3	108	147	117	114	87	36
4-Upper 4	121	204	85	136	54	105
Grand Total	256	370	209	254	153	146

